

# VTevo

Mobile Lighting Tower



**GENERAC** | MOBILE

**GENERAC**® | **MOBILE**

## VTevo

The lighting power of 4x320W G4 LED multichip floodlights meets a very narrow canopy design evolving the new **VTevo** onto the most compact and eco-friendly lighting tower ever created! **VTevo** will help you to skimp up to 75% of fuel and protect our environment with a reduction in carbon emissions up to 10 Ton per year. The machine can run continuously without refueling up to 171 hours.



# VTevo: Product Highlights



**4x320W HEAVY DUTY G4 LED  
(LED POWER NO DRIVER)  
188160 Lm - 147 lumen/watt**

**Galvanized base of the mast**



**Coiled cable protection and electrical  
junction box enclosure with protection**

**Steel body – Silenced for  
maximum reliability and quietness**

**Double, ventilation grille allows a suitable  
ventilation even in hot climates**

**120 liters metal tank (spillage proof-  
bundled) allows running time of 171 h**


**Compact frame (22 units in 40' cntr)**

**Wide inspection & maintenance lockable  
side doors steel canopy!  
(customizable colors 100% available)**

**Forklift pockets (all sides) on the base  
frame. ZERO damage during handling and  
transportation with double loading  
position (from and side)**

# VTevo: Engine Compartments

Sorted and grouped wiring.  
Maximum access to the  
assistance & service.



Muffler positioned on  
top and protected by  
a hood. 100% safe  
and reliable.



LARGE filler neck for easy refueling

120 liter metal fuel tank  
allows a total running  
time of up to 170h

Low noise

Unexposed tank

Leakage containment tank

DAS (Tank anti-emptying system)



# VTevo: Vertical Mast & Safety

Vertical telescopic mast for the best security.  
Height up to 8 metres.

Protective collar, sturdy, wide and equipped with safety and locking hook. Mast completely protected from bumps and dirt.


Lamps link with multi-connector, and emergency stop button, well positioned and safe.

The swivel unit is well insulated, protected and fitted with a ball bearing. Standard.



Rotation locking hook, with spring. Long life and safety.

# VTevo: Manual Control Panel (MCP)



# VTevo: optional Automatic Control Panel (ACP)

## ECO PANEL IS SIMPLY ALL IN ONE!

- Oil pressure status
- Alternator input status
- Pre-heating system status
- Fuel level indicator
- Voltage indicator
- Frequency indicator
- Hour counter
- Engine status (on/off)
- Clock+Maintenance alarms
- Functionality button (automatic/manual)
- GTL01 button (on/off)
- Menu button
- Lamps buttons (on/off)



The simplicity and reliability of having all your lighting tower under control in just a few simple steps.

Control panel, designed and developed by Generac Mobile, for 100% use on our lighting towers. No compromises at all!

## VTevo + Linktower T3

The best illumination with the lowest fuel consumption

It is possible to connect up to two Linktower units to a VTevo, to increase the illuminated area using only one engine!

### VTevo:

Fuel consumption: 0.70 L/h  
Run time: 171 h  
Illuminated area: 4500 m<sup>2</sup>

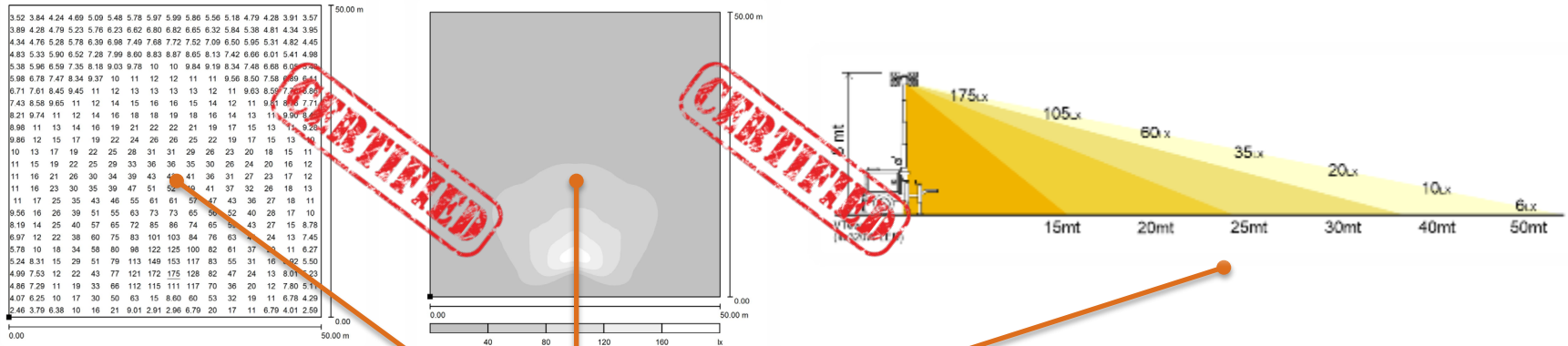
### VTevo + 2x Linktower:

Fuel consumption: 1.00 L/h  
Run time: 120 h  
Illuminated area: 9500 m<sup>2</sup>





# VTevo: Light & Data



**Generac Mobile guarantees the diagram of the illuminated area, certified by third parties, with a guarantee of pure truth! No second intention, no fake info, and data. No lie, maximum transparency!**

**High efficiency  
NEW G4 LED  
4 x 320 Watt  
188.160 Lumen  
4500 m<sup>2</sup>**

**Truly Tested  
by our  
technicians  
In our yard  
100% true values**

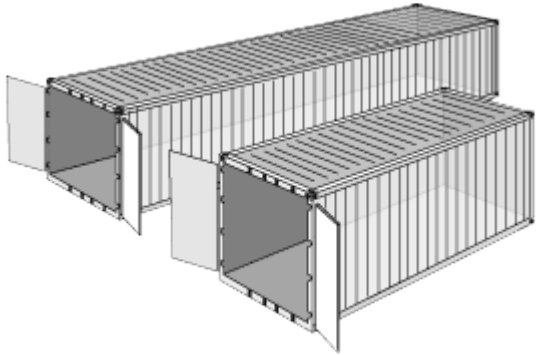


Distance	VTevo
mt	lux @ 8mt
5	270
10	743
15	373
20	163
25	90
30	51
35	28
40	19
45	16

## TECHNICAL DATA

**VTevo: two is better than one! Choose your evolution!**

		VTevo K2	VTevo Y2
Min. dimensions (L x W x H)	mm	2480 x 1190 x 2450	2480 x 1190 x 2450
Max. dimensions (L x W x H)	mm	2480 x 2400 x 8000	2480 x 2400 x 8000
Dry weight	kg	658	650
Lifting system		Manual	Manual
Mast rotation	°	340	340
Lamps power	W	4 x 320	4 x 320
Lamps type		G4 LED	G4 LED
Total lumen	Lm	188.160	188.160
Illuminated area	m <sup>2</sup>	4500	4500
Engine		Kubota Z482	Yanmar 2TNV70
Engine cooling		Liquid	Liquid
Cylinders (q.ty)		2	2
Engine speed (RPM)	50 Hz / 60 Hz	1500 / 1800	1500 / 1800
Liquid containment (110%)		Yes	Yes
Alternator	kVA/V/Hz	5/220/50 – 5/240/60	5/220/50 – 5/240/60
Outlet socket	kVA/V/Hz	2/220/50 – 2/240/60	2/220/50 – 2/240/60
Avg. sound pressure	dB(A) @ 7m	59	59
Wind speed resistance	km/h	80	80
Tank capacity	litres	120	120
Run time	h	171	171



20' CONTAINER: 10 units  
(disassembled\*\*)  
40' CONTAINER: 22 units  
(disassembled\*\*)

13mt TRUCK: 25 units (disassembled\*\*)  
13mt TRUCK: 16 units (only tow bar dismantled)



\*\* dismantled parts: tow bar, wheels and stabilizers

# VTevo: THE REAL POWER IN PICTURES



It is prohibited the unauthorized distribution. This material is intended only for internal use.

**GENERAC** | MOBILE



**GENERAC<sup>®</sup>**



**MOBILE**